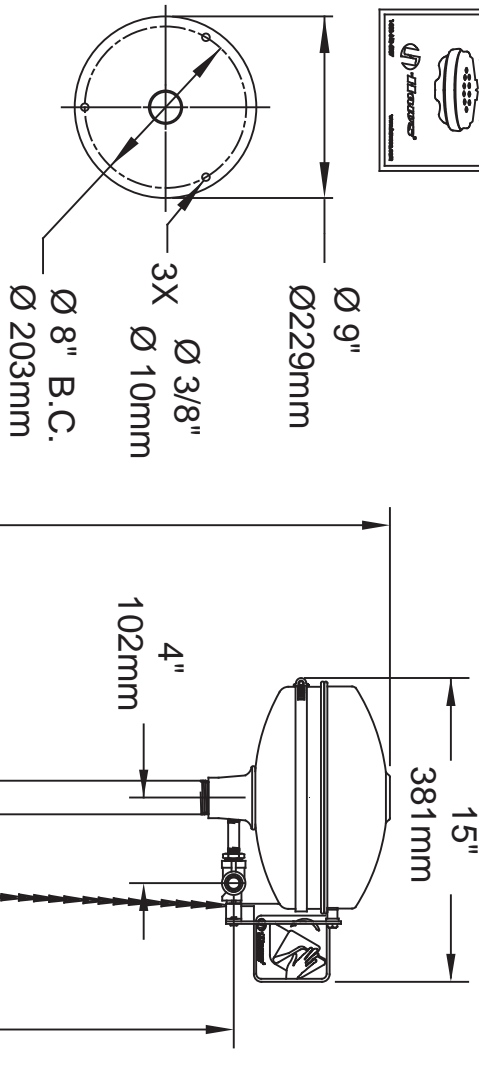
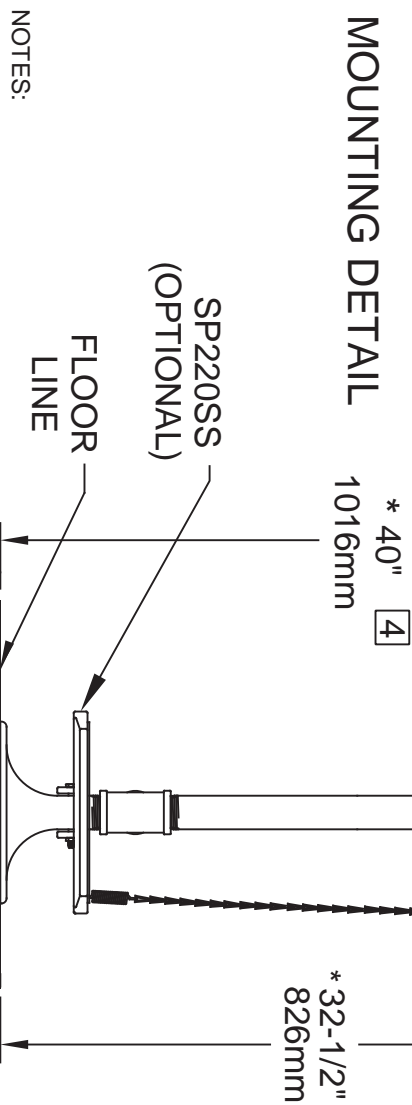


**SIGN IS TO BE POSITIONED SUCH
THAT IT IS VISIBLE WITHIN THE
AREA SERVED BY THE EYEWASH**

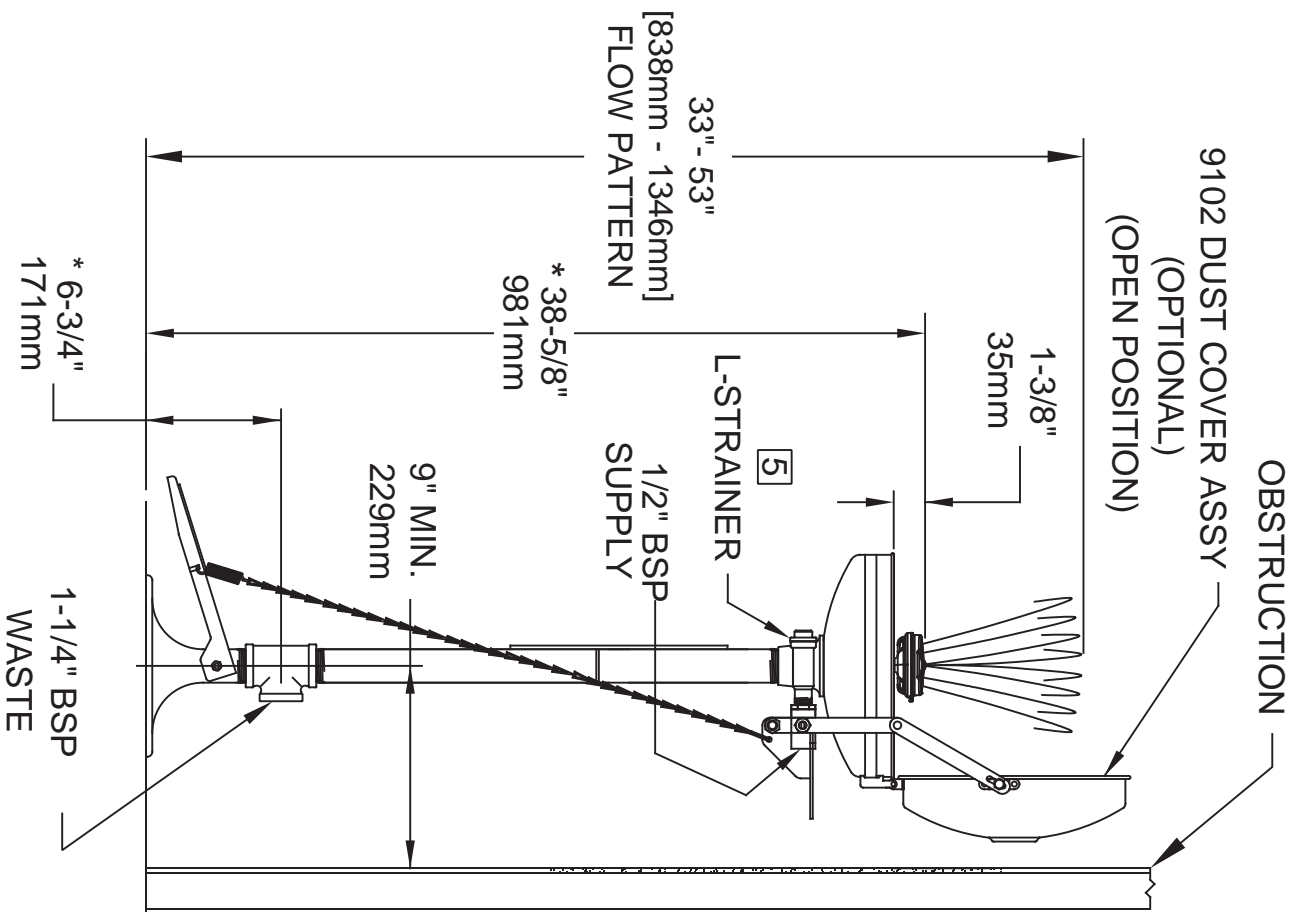


MOUNTING DETAIL



NOTES:

1. WHEN INSTALLING THIS UNIT, LOCAL, STATE, OR FEDERAL CODES SHOULD BE ADHERED TO FOR INSTALLATION DIMENSIONS (LOCATIONS), WASTE AND SUPPLY REQUIREMENTS OTHER THAN SHOWN.
2. TO COMPLY WITH ANSI Z358.1-2014 FOR EMERGENCY EYEWASH OR EYE/FACE WASH: EYEWASH OR EYE/FACE WASH SHALL BE POSITIONED SUCH THAT FLUSHING FLUID PATTERN IS NOT LESS THAN 33" (838mm) AND NO GREATER THAN 53" (1346mm) FROM SURFACE ON WHICH USER STANDS; AND 6.0" (153mm) MINIMUM FROM WALL OR NEAREST OBSTRUCTION.
3. CENTERLINE WASTE PLACED 9"[229mm] MIN FROM OBSTRUCTION.
4. DIM APPLIES WHEN OPTIONAL 9102 DUST COVER ASSEMBLY IS USED.
5. REMOVE 1/2" NPT PLUG TO GAIN ACCESS TO STRAINER FOR CLEANING. WHEN RE-ASSEMBLING STRAINER AND PLUG, MAKE SURE THAT STRAINER IS FULLY PRESSED INTO PLUG CAVITY, PRIOR TO THREADING PLUG INTO TEE.
6. * DIMENSIONS MAY VARY BY $\pm 1/2"$ (13 mm).



Haws		1455 KLEPPE LANE	
SPARKS, NEVADA 89431		(775) 359-4712 FAX (775) 359-7424	
E-MAIL: HAWS@HAWS.CO.COM		WEBSITE: WWW.HAWS.CO.COM	
ECONO REVISED PER BY: MODEL(S)		7777	
DRAWN: EON:SSD	DATE: CHD:	PART NUMBER: 0002080102.D	
DATE: 08/01	DATE: DP:	REVISION: 17	
APPROVED: NE	DATE: 08/27/20	SCALE: 1/10	DRAWING TYPE: INSTALLATION
SIZE: A		SHEET 1 OF 1	