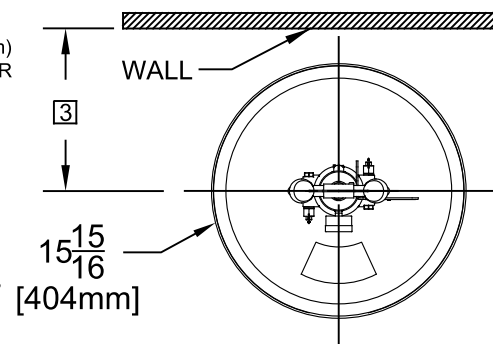
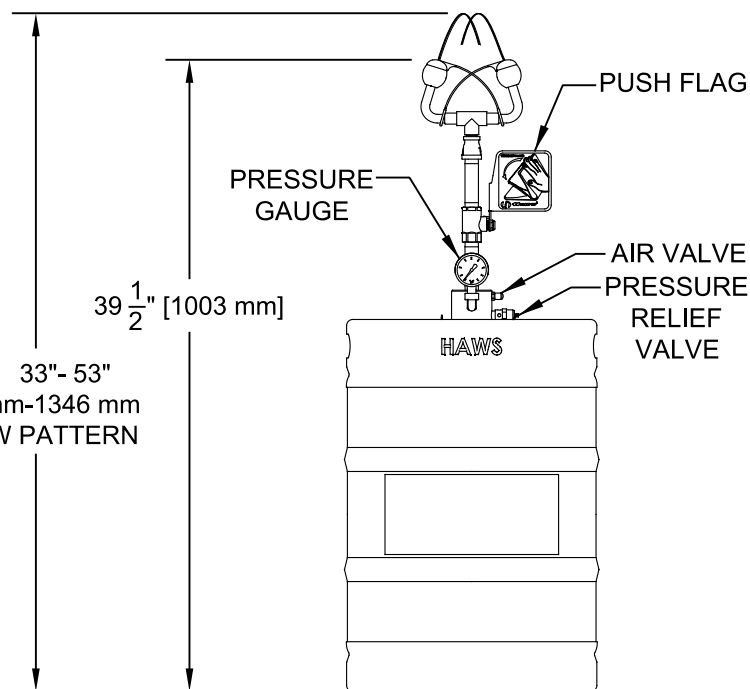
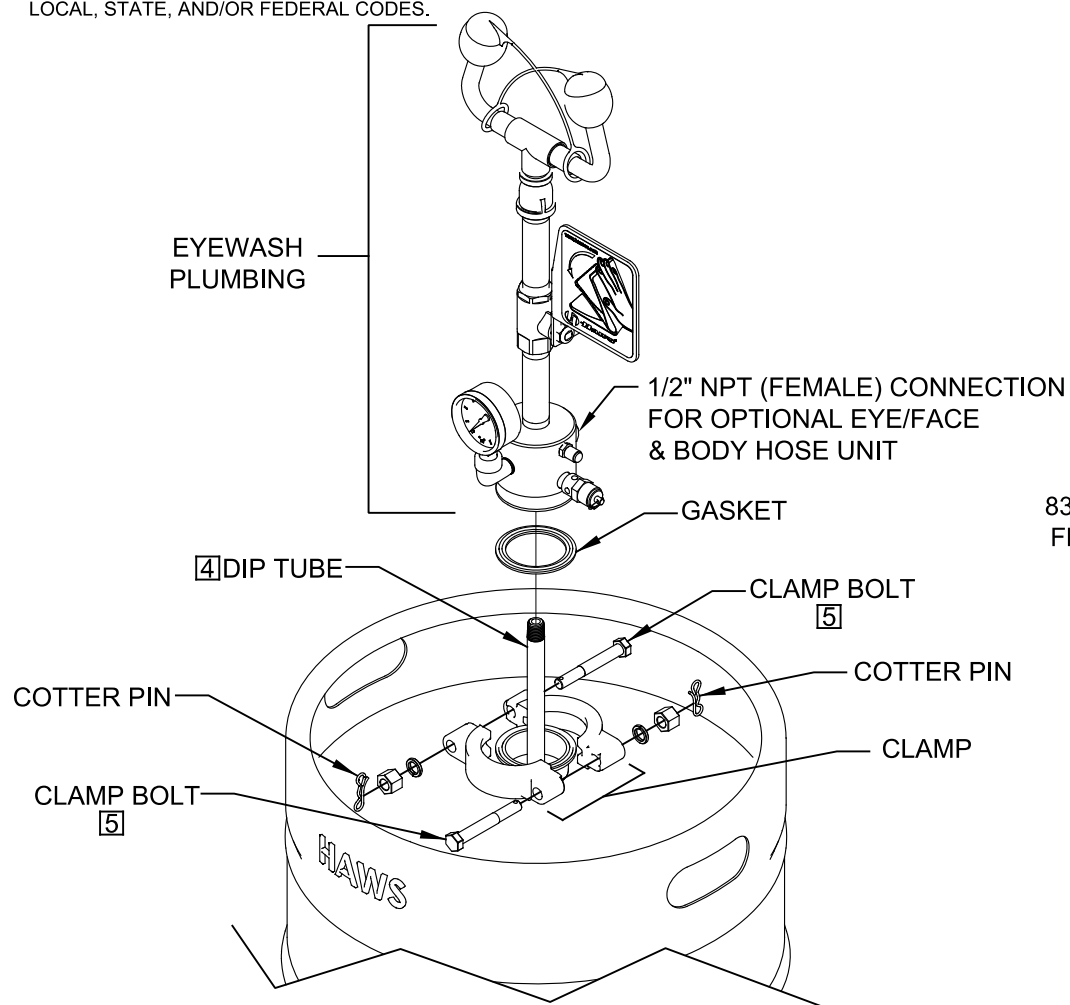


NOTES:

1. TO COMPLY WITH ANSI/ISEA Z358.1-2014 FOR EMERGENCY EYEWASH OR EYEWASH:
EYEWASH OR EYE/FACE WASH SHALL BE POSITIONED SUCH THAT FLUSHING FLUID PATTERN IS NOT LESS THAN 33" (838mm)
AND NO GREATER THAN 53" (1346 mm) FROM SURFACE ON WHICH USER STANDS; AND 6.0" (153mm) MINIMUM FROM WALL OR
NEAREST OBSTRUCTION.
2. DIMENSIONS MAY VARY BY $\pm 1/2"$ [12.7mm].
- 3 EYEWASH HEAD ASSEMBLY MUST BE PARALLEL TO WALL OR OBSTRUCTION TO MEET CRITERIA STATED IN ACCORDANCE TO
NOTE 1.
- 4 USE DOW CORNING 832 SEALANT ON DIP TUBE THREADS; HAND TIGHTEN.
- 5 TIGHTEN CLAMP BOLTS TO 10 FT. LB. OF TORQUE.
6. FILL WITH 10 GALLONS OF CLEAN POTABLE WATER (NOTE FILL LINE ON MAIN LABEL.)
7. PRESSURIZE TO 75 PSI. REFILL IF PRESSURE IS LESS THAN 70 PSI.
8. WHEN INSTALLING THIS UNIT, LOCAL , STATE, OR FEDERAL CODES SHOULD BE ADHERED TO FOR INSTALLATION DIMENSIONS
(LOCATIONS), WASTE AND SUPPLY REQUIREMENTS, ETC.
9. 7603T MUST BE FILLED WITH WATER BEFORE CONNECTING BLANKET TO POWER SOURCE.
10. 7603T MUST HAVE A GROUND FAULT PROTECTION DEVICE (30mA GFCI) FOR HEAT TRACE. ELECTRICAL CURRENTS MAY BE
INSUFFICIENT TO TRIP A CONVENTIONAL CIRCUIT BREAKER. ALL INSTALLATIONS MUST BE INSTALLED IN COMPLIANCE WITH
LOCAL, STATE, AND/OR FEDERAL CODES.

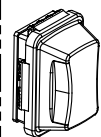


DETAILS FOR MODELS 7603

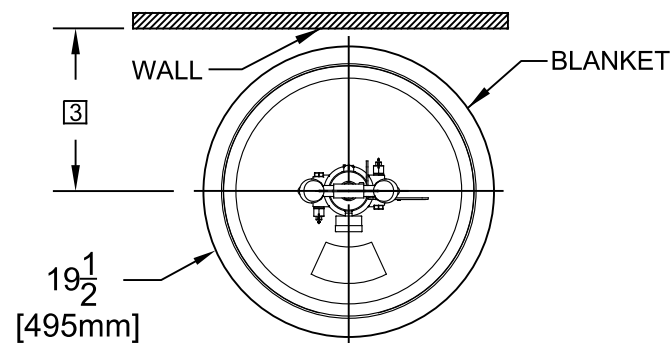


1455 KLEPPE LANE
SPARKS, NEVADA 89431
(775) 359-4712 FAX (775) 359-7424
E-MAIL: HAWS@HAWS.CO.COM
WEBSITE: WWW.HAWS.CO.COM

ECN NO. 5074	REVISED PER BY: J.L.	MODEL(S)	PART NUMBER
DRAWN: J.L.	DATE: 05/12/16	7603/7603T	0510000480.D
APPROVED: F.V.	DATE: 05/22/24	SCALE: N/A	REVISION
		DRAWING TYPE: INSTALLATION	5
		SIZE: A	SHEET 1 OF 2

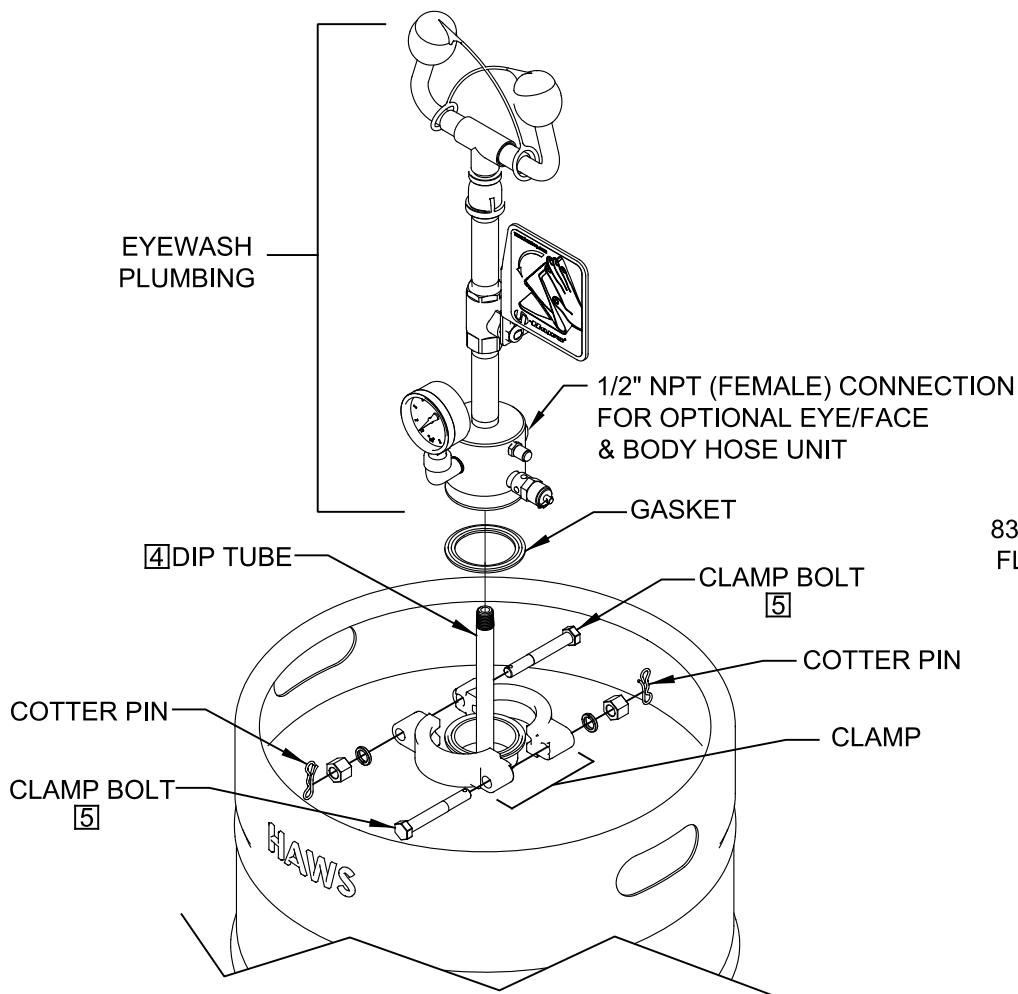


MUST USE WITH
NEMA/TYPE 3R CERTIFIED
COVERED OUTLET
(NOT SUPPLIED).

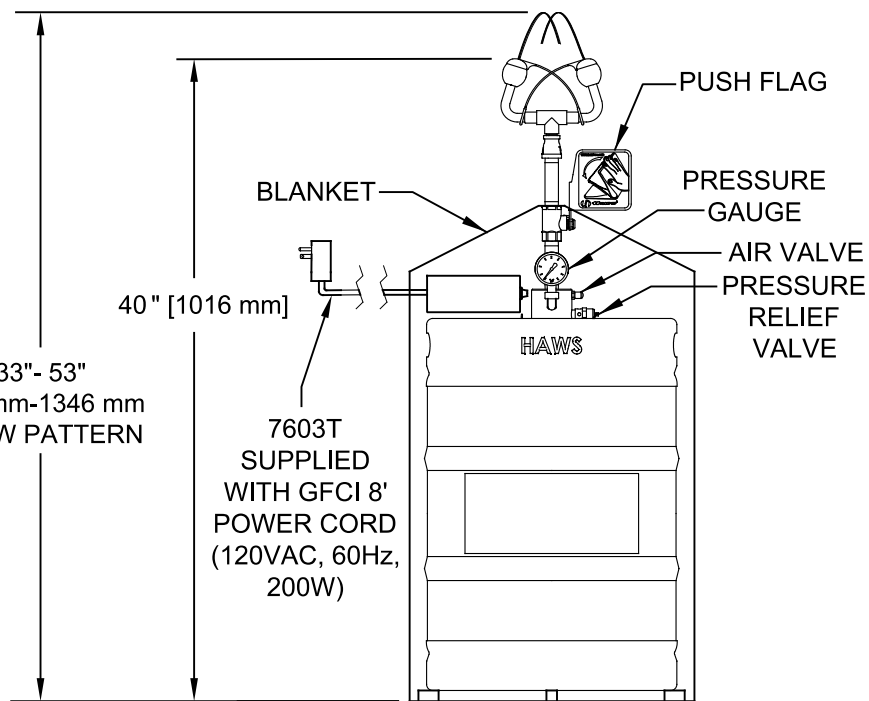


DETAILS FOR MODEL 7603T
WITH HEATED BLANKET

EYEWASH
PLUMBING



(BLANKET NOT SHOWN)



1455 KLEPPE LANE
SPARKS, NEVADA 89431
(775) 359-4712 FAX (775) 359-7424
E-MAIL: HAWS@HAWS.CO.COM
WEBSITE: WWW.HAWS.CO.COM

ECN NO. 5074	REVISED PER BY: ECN: 6006 J.L.	MODEL(S)	PART NUMBER 0510000480.D
DRAWN: MJ	DATE: 10/12/17	7603/7603T	REVISION 5
APPROVED: FV	DATE: 05/22/24	SCALE: N/A	DRAWING TYPE: INSTALLATION
		SIZE: A	SHEET 2 OF 2